



CS 7600



The world's 1<sup>st</sup> intelligent plate  
imaging system





## Benefit from a truly automated and secured workflow

The CS 7600 from Carestream Dental sets a new standard in dental imaging, offering an unparalleled streamlined workflow in addition to all the essential elements you need to generate outstanding images. Featuring exclusive Scan & Go technology\*, this truly intelligent system automates tasks and combines speed, usability and quality to form one incredibly versatile and compact solution that is ideal for any practice.

As easy as film with all the benefits of digital, the CS 7600 offers the best of both worlds. You will appreciate the

simplicity of the familiar film-like workflow while the intuitive software allows you to view high-quality intraoral images in as little as five seconds. But what makes this system truly unique is its ability to electronically embed the plates with information such as your patient's name and tooth number prior to the exam so that when scanned, images are automatically routed to the proper computer and patient file. This eliminates plate mix-ups and reduces operation time making the entire process easier and incredibly efficient. Nearly automated.

\* Available as an option

Patient name

Tooth number

Dentist name

Operatory

Date and Time



**FEATURING NEW  
SCAN & GO  
TECHNOLOGY**

**Key benefits:**

- Outstanding image quality, extremely fast results
- Intelligent Smart Plates and Scan & Go technology reduce mix-ups, confusion and mistakes
- A truly automated and secured workflow increases practice productivity
- Familiar film-like workflow minimizes learning curve
- Thin, flexible plates with no cables are easy to position and come in the same sizes as film

## Fast, intelligent workflow

The CS 7600 offers a familiar workflow that integrates smoothly into any practice – faster and more efficiently than ever. Simple to use, the CS 7600 is designed to not only improve your work experience but the patient experience as well. This exclusive technology provides results in seconds, drastically reducing the wait time for

both you and your patients. The intelligent plates have a special chip that electronically attaches patient information to the associated images, making it possible to scan plates at your convenience, reducing the risk of human error and increasing your peace of mind.



Patient name  
Tooth number  
Dentist name

Operator  
Date and Time

Plates are uniquely identified when placed over the Scan & Go device.

## Identify, Capture, Scan

Delivering fast, consistently high-quality results, the CS 7600 provides everything you'd expect from a high performance intraoral plate system and much more. Following a simple workflow, the optional Scan & Go technology allows you uniquely identify the plates prior to the exam. Then during scanning, the system

automatically recognizes the images and sends them to the appropriate computer and patient file for review. Plates can be scanned in any order with minimal user intervention, and are then automatically erased for reuse. With proper handling, these durable, scratch-resistant plates can be used hundreds of times.



Patient images are captured onto the identified plate and scanned using the CS 7600.

In just a few seconds, images are automatically routed to the proper computer, patient file and position on the screen.

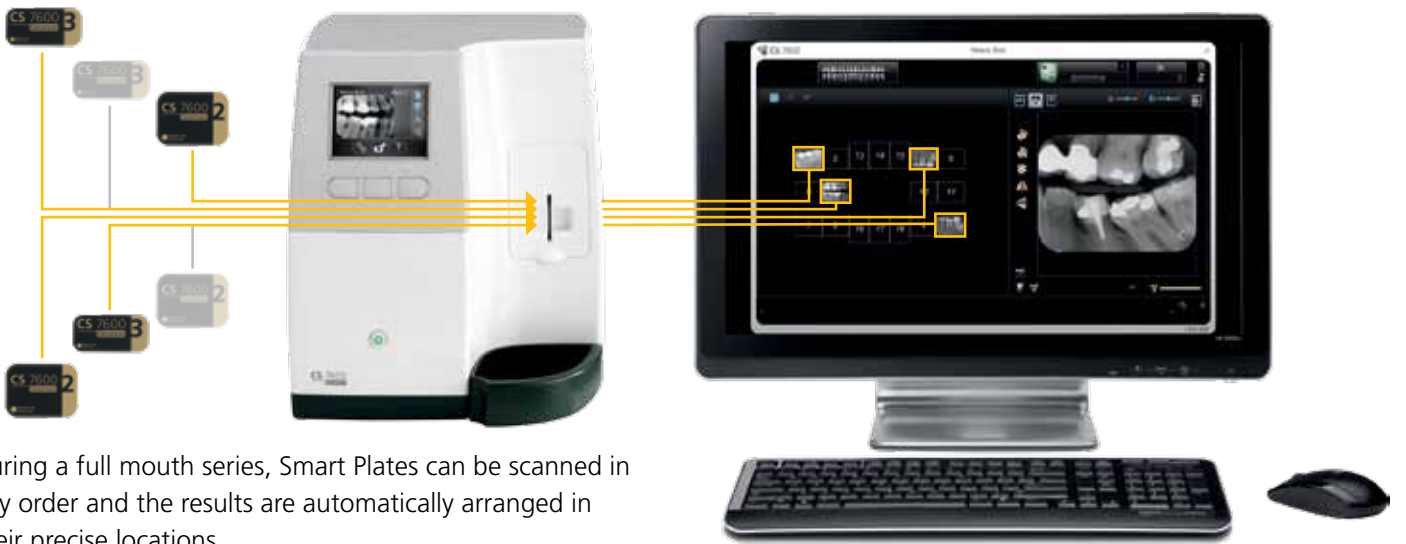


Multiple users can use the CS 7600 for multiple patients.

## Available for anyone, anytime

The CS 7600 was designed with convenience, security and productivity in mind. For one, there's no longer a need to reserve the unit or block it from others when scanning. Multiple users can use the system for multiple patients at the same time, anytime. It's always available, so there are no more bottlenecks – just evident uptime. And thanks to the unit's built-in memory, you can continue scanning plates even when the patient's file is not opened, your computer is switched off or during network failure.

The system also supports batch scanning and simplifies switching between patients. Using Scan & Go technology, plates can be mixed between patients or between users – the images still get sent to their proper end location. This technology is especially convenient when scanning a full mouth series or for a multi-operatory practice. Not only do you eliminate mix-ups and avoid having to scan plates in any specific order, you also no longer have to manually drag and drop images to the right position on your computer. The system does it for you.



During a full mouth series, Smart Plates can be scanned in any order and the results are automatically arranged in their precise locations.

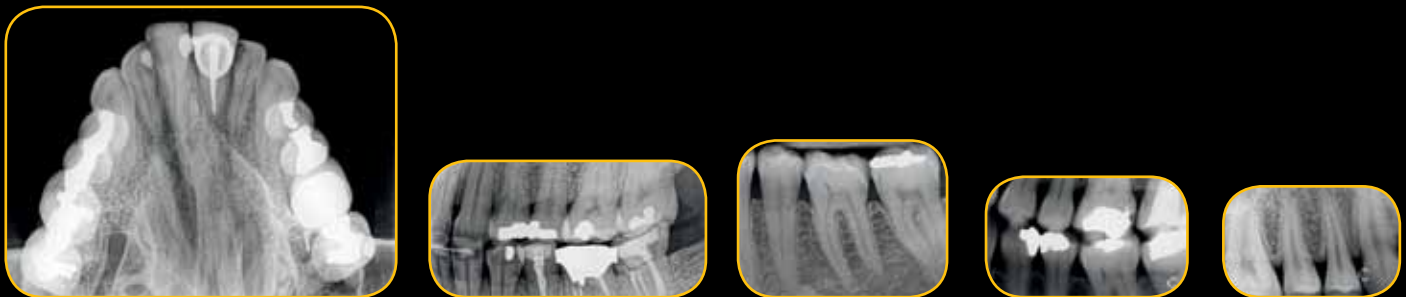




## Outstanding image quality in seconds

With up to 18 LP/mm true resolution, the CS 7600 delivers the high image quality you need for a confident diagnosis. The plate's wider exposure range eliminates over- or underexposure, and three scanning modes (super high resolution, high resolution and high speed) ensure that you get your desired image every time. With just one click, you can even enhance images using anatomic filters.

The CS 7600 is also amongst the fastest plate imaging systems available today. The first image can be viewed in as little as five seconds and a full mouth series is scanned and displayed in just a few minutes.



Smart Plates produce high-quality images with nearly no risk of over- or underexposure.



## Easy, user-friendly operation



Incorrect plate insertion is automatically detected while hygienic sheaths protect the plates during operation.



Thin, flexible, comfortable plates are as easy to use as film.



The built-in monitor guides you step by step and displays all active user and patient lists.

Offering a minimal learning curve, the CS 7600 puts the features of advanced digital technology right at your fingertips to deliver faster, more consistent results. The system automatically detects when a plate is inserted incorrectly and a built-in color monitor provides clear,

easy-to-follow instructions and error messages. Meanwhile, the image preview function provides instant feedback on the progress and success of the exams so that you don't have to go back and forth to and from your computer.

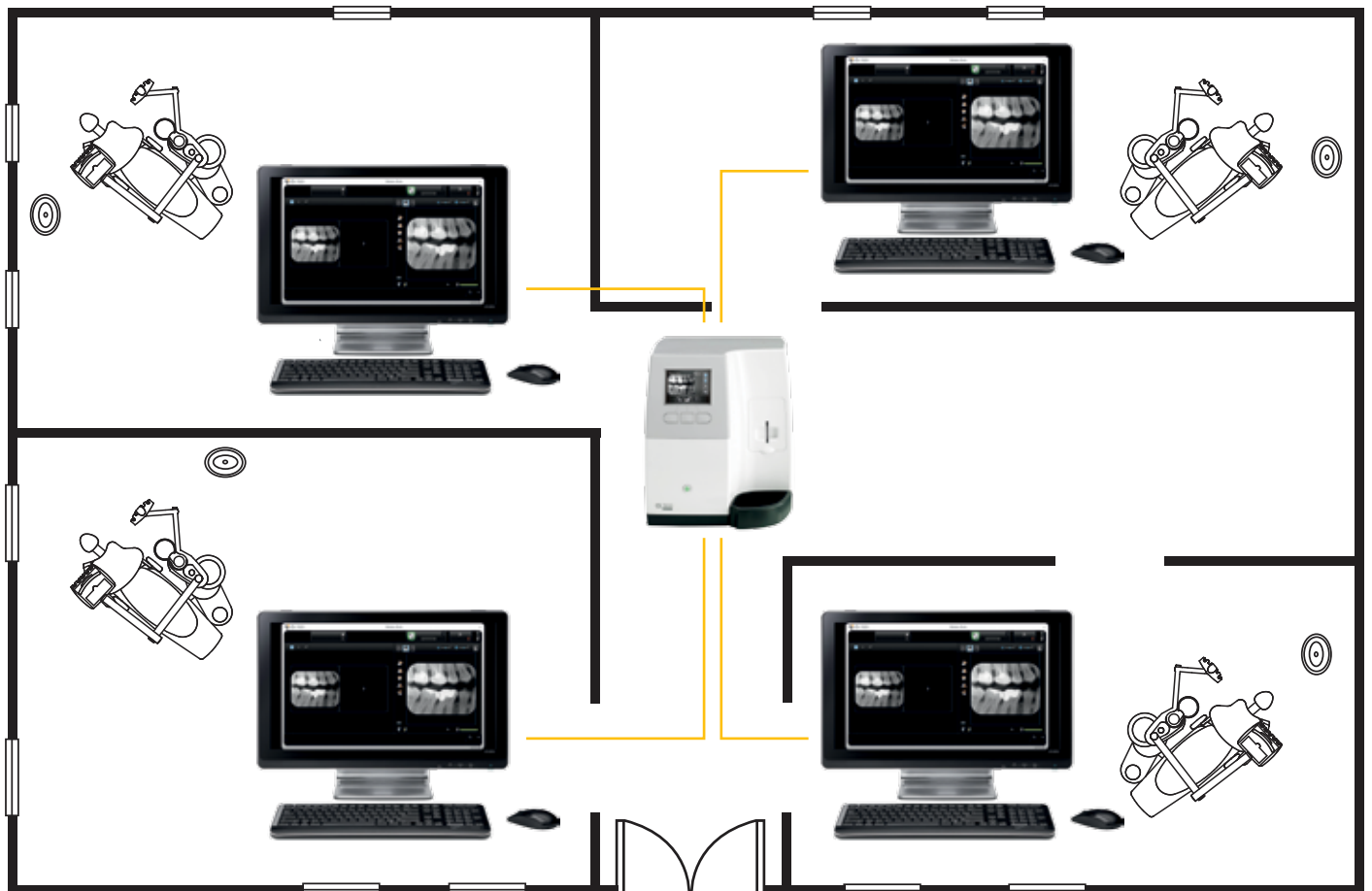


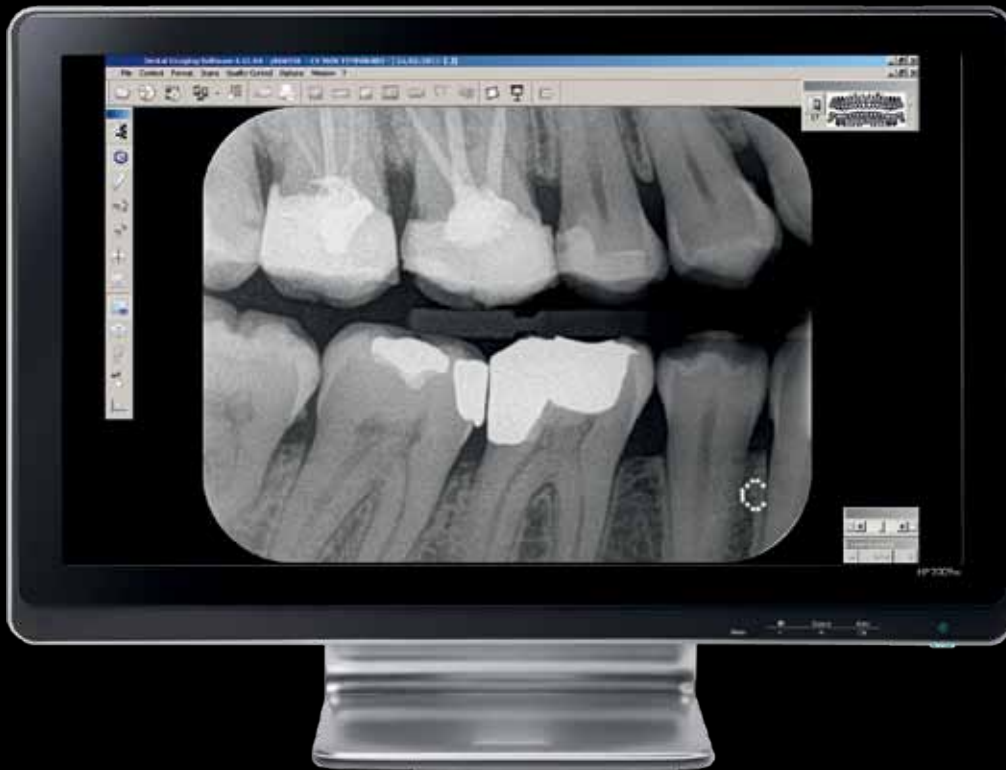
Smart Plates are available in sizes 0 to 4 to fit every patient and can be reused many times over.

## Works for any practice

The CS 7600 can be used chairside or shared between multiple operatories in a central room, making it a versatile and cost-effective solution for both small and large practices alike. The compact size of the unit allows you to put it where it works best for your practice, whether it is on a desktop or mounted on the wall. And because of the Smart Plate hygienic sheaths, image capture and scanning can be done in any normal light environment.

The system connects directly to the network, so installation is easy and multiple exam rooms can share one or more units. The Ethernet connectivity enables instant access to images from any networked PC in the practice.





## Intuitive software, simple image sharing

Whether used as a standalone program or integrated with your practice's management solution, Carestream Dental's imaging software serves as the control panel for all our digital imaging systems. It can be easily integrated and is simple to use, which makes image analysis quick and easy.

With its powerful image processing tools and user-friendly interface, the software makes image settings and review intuitive. It also facilitates image sharing with colleagues and insurance companies, and the persuasive radiographs enhance patient communication and the acceptance of treatment recommendations.



Powerful image processing tools enhance image contrast in a single click.



It's easy to take precise measurements as well as annotate and highlight areas of interest.



All of your patients' images can be accessed directly from Carestream Dental's imaging software.

# Technical Specifications

## Imaging plate scanning resolution\*

- Super high resolution Up to 18 LP/mm
- High resolution 14 LP/mm
- High speed 8 LP/mm

Imaging plate sizes Height x width (mm)	Size 0 – 22 mm x 35 mm
	Size 1 – 24 mm x 40 mm
	Size 2 – 31 mm x 41 mm
	Size 3 – 27 mm x 54 mm
	Size 4 – 57 mm x 76 mm

Power supply 100–240 V (ac), 50/60 Hz, 1.5 A

System dimensions 266.5 mm H, 236.6 mm W, 259.4 mm D

Weight Approx. 6 kg

\* LP/mm: Line pairs per millimeter  
(measured on grid resolution target, in scan direction)



## Accessories

Several accessories can be purchased with the CS 7600, including the Scan & Go device, a plate container for convenient storage and additional Smart Plates available in five different sizes.

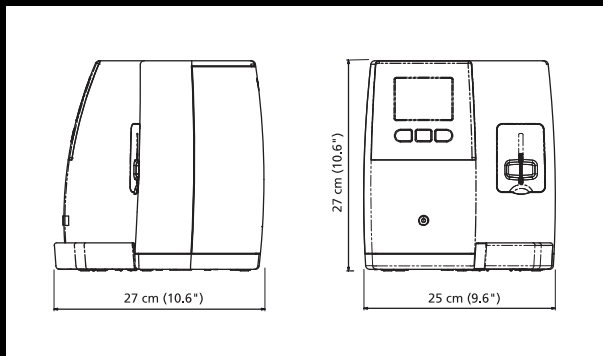


## Hygienic sheaths

The purpose of the plate sheath is twofold: to protect your patients from cross-contamination and to protect the plates from light and scratches.

## Support you can count on

Like all our products, the CS 7600 is backed by Carestream Dental's expert service and support. Available with a variety of remote services, the system allows our support team to perform configuration, diagnosis, repair and calibration remotely – ensuring maximum system uptime and minimum service costs. As a leader in dental imaging for over a century, Carestream Dental offers imaging and practice management systems that streamline your workflow, enable easy capture and sharing of images, and ultimately enhance patient care.



## Would you like to know more?

Visit [www.carestream.com/7600](http://www.carestream.com/7600) or call us today at **800.944.6365** for more information.

Want to subscribe to our newsletter? E-mail [communications.us.csd@carestream.com](mailto:communications.us.csd@carestream.com).